

Adapter Plates

The adapter plates are specially designed for mounting Bullet cameras in order to improve easy installation and reliable maintenance. Insulation rubber pad could highly reduce damages by lightning activity during 'thunder' storms or electrical switching events.

Applied Camera models;

VN7X series

VN6X series

Part configuration;

Model No.	VBN-AP-7X
Dimension (mm)	Ø114 x 18
Weight (g)	250

Main components;

VBN-AP-7X-A : 7X Metal Adapter plate

VBN-AP-7X-R : 7X Rubber pad

Model No. AM-6X

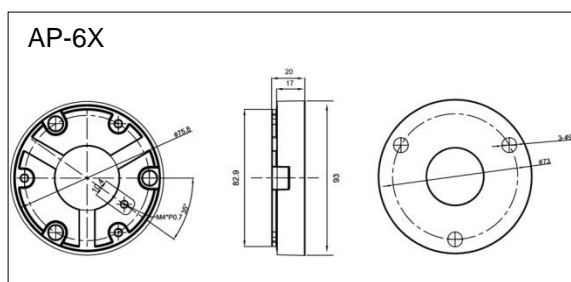
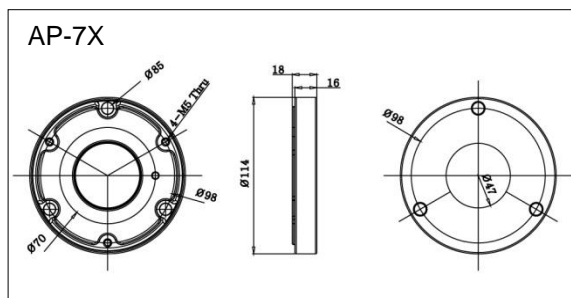
Model No.	VBN-AP-6X
Dimension (mm)	Ø 93 x 20
Weight (g)	240

Main components;

VBN-AP-6X-A : 6X Metal Adapter plate

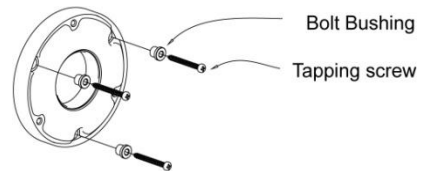
VBN-AP-6X-R : 6X Rubber pad

Dimension (mm)

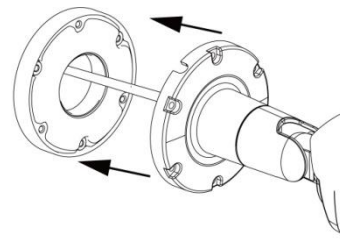


Installation

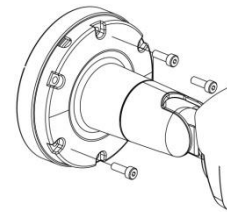
- 1) Find a proper location. Drill through a hole for cable access in the wall or ceiling.
- 2) Mount the adapter plate and fit the bolt bushing. And fix the screws.



- 3) Attach the camera bracket to the Adapter plate after cable management.



- 4) Tighten the screw



* Concrete surface
- drill through three holes for plastic anchor insert.

